



Membership Development Committee

The 122nd IEEE Region 8 Committee Meeting, Vienna, Austria, 2–3 March 2024

Mariya Antyufeyeva, R8 MD Committee Chair

Region 8 Membership Development Committee Members



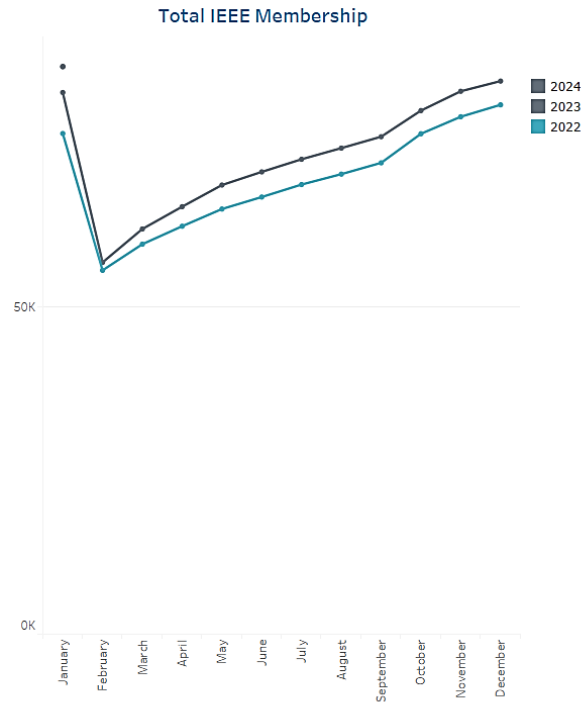
- Mariya Antyufeyeva, Ukraine (Chair)
- Sara Barros, Benelux
- Mohab Mangoud, Bahrain
- Fairouz Fattoum, Tunisia
- Marc Lethiecq, France
- Mohamed (Sief) Mahmoud, Egypt
- Pawel Prajzendanc, Poland
- Farzaneh Abdollahi, Iran
- Grigore Stamatescu, Romania
- Ievgen Pichkaliov, Ukraine (Ex-officio from MRRC)

Membership Development Committee Activity

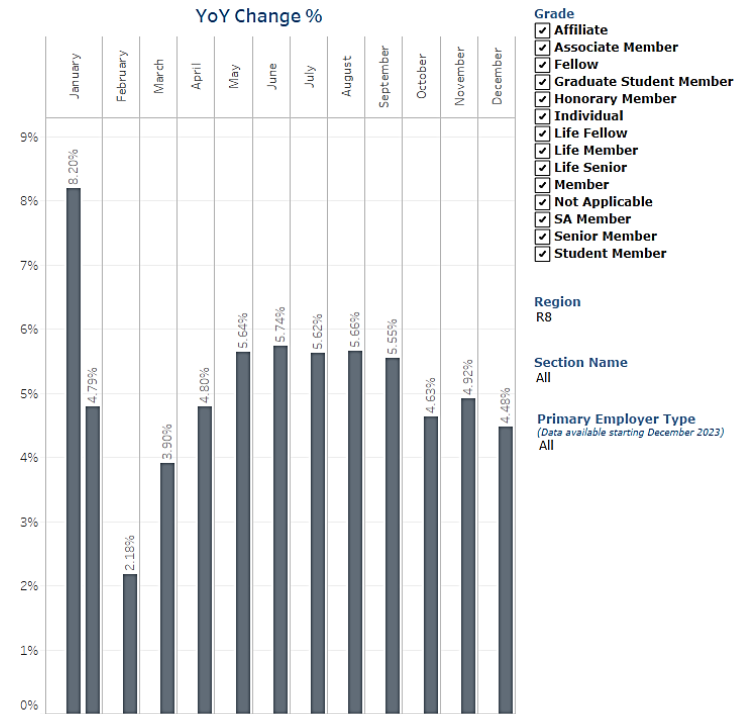
2023-2024

- ▶ **Tracking general IEEE MD statistics and MD trends**
- ▶ **Informing Section Officers and tracking the meeting of the MD goals by the Sections**
- ▶ **Trainings for MD volunteers and Leaders of Sections and Chapters**
- ▶ **Other Activity**

Tracking general IEEE MD statistics and MD trends



	January	February	March	April	May	June	July	August	September	October	November	December
2024	86,580											
2023	82,625	56,717	61,812	65,215	68,515	70,518	72,442	74,146	75,885	79,870	82,816	84,365
2022	76,366	55,507	59,491	62,230	64,858	66,687	68,588	70,175	71,898	76,333	78,929	80,749



Despite a slight decrease in the percentage of YoY growth in the Region, overall membership growth continues.

Current Month Membership Stats – January 2024

Membership summary over the IEEE Region 8 by grade:

Higher-Grade					Graduate Students					Undergraduate Students					Total IEEE Members				
Region	2024	2023	YoY #	YoY %	Region	2024	2023	YoY #	YoY %	Region	2024	2023	YoY #	YoY %	Region	2024	2023	YoY #	YoY %
8	53,140	51,877	1,263	2.4%	8	13,469	12,571	898	7.1%	8	19,968	18,159	1,809	10.0%	8	86,577	82,607	3,970	4.8%

Cumulative recruitment summary over the IEEE Region 8 by grade:

Higher-Grade					Graduate Students					Undergraduate Students					Total IEEE Members				
Region	2024	2023	YoY #	YoY %	Region	2024	2023	YoY #	YoY %	Region	2024	2023	YoY #	YoY %	Region	2024	2023	YoY #	YoY %
8	1,361	1,520	-159	-10.5%	8	2,174	2,057	117	5.7%	8	6,867	7,072	-205	-2.9%	8	10,402	10,649	-247	-2.3%

The IEEE Member renewal/retention summary over the Region by the grade:

Higher-Grade					Graduate Students					Undergraduate Students					Total IEEE Members				
Region	Oppt. #	Renewed #	2024 % Renewed	2023 % Renewed	Region	Oppt. #	Renewed #	2024 % Renewed	2023 % Renewed	Region	Oppt. #	Renewed #	2024 % Renewed	2023 % Renewed	Region	Oppt. #	Renewed #	2024 % Renewed	2023 % Renewed
8	50,287	30,944	61.5%	62.2%	8	10,523	4,078	38.8%	43.7%	8	12,549	1,939	15.5%	15.9%	8	73,359	36,961	50.4%	52.5%

Special Interest Memberships – January 2024



Total WIE Members				
Region	2024	2023	YoY #	YoY %
1	616	574	42	7.3%
2	507	512	-5	-1.0%
3	647	628	19	3.0%
4	428	399	29	7.3%
5	524	528	-4	-0.8%
6	954	943	11	1.2%
R 1-6	3,676	3,584	92	2.6%
7	496	489	7	1.4%
8	8,304	6,992	1,312	18.8%
9	3,954	3,283	671	20.4%
10	32,582	29,077	3,505	12.1%
R 7-10	45,336	39,841	5,495	13.8%
TOTAL	49,012	43,425	5,587	12.9%



Total				
Region	2024	2023	YoY #	YoY %
1	4,994	4,774	220	4.6%
2	4,076	3,945	131	3.3%
3	5,521	5,379	142	2.6%
4	4,195	3,837	358	9.3%
5	4,924	4,806	118	2.5%
6	8,469	8,334	135	1.6%
R 1-6	32,179	31,075	1,104	3.6%
7	4,582	4,369	213	4.9%
8	28,026	26,331	1,695	6.4%
9	4,763	4,168	595	14.3%
10	59,966	50,567	9,399	18.6%
R 7-10	97,337	85,435	11,902	13.9%
TOTAL	129,516	116,510	13,006	11.2%

IEEE STANDARDS ASSOCIATION


Total				
Region	2024	2023	YoY #	YoY %
1	711	680	31	4.6%
2	792	775	17	2.2%
3	1,149	1,109	40	3.6%
4	562	561	1	0.2%
5	874	824	50	6.1%
6	1,335	1,275	60	4.7%
R 1-6	5,423	5,224	199	3.8%
7	536	505	31	6.1%
8	980	967	13	1.3%
9	97	89	8	9.0%
10	1,624	1,472	152	10.3%
R 7-10	3,237	3,033	204	6.7%
TOTAL	8,660	8,257	403	4.9%

As for special interest membership, Region 8 has quite good growth for the WIE membership (total 18.8%) and Young Professionals (total 6.4%), but small growth of the Standard Association members (total 1.3%)

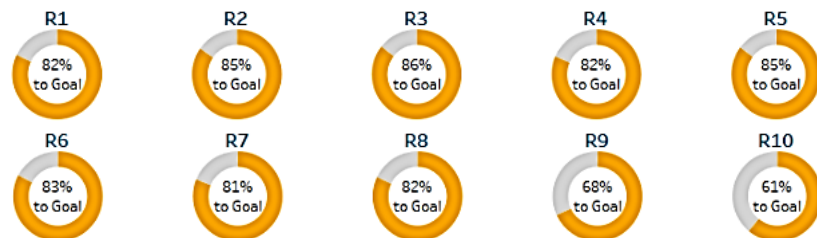
Informing Section Officers and tracking the meeting of the MD goals by the Sections



Recruitment progress – January 2024



Retention progress – January 2024



2023 Membership Year Results of Region 8:

8 sections met both their recruitment and retention goals

Region 8
Lithuania Section
Belarus Section
Iceland Section
Lebanon Section
Qatar Section
Estonia Section
Portugal Section
Algeria Section

17 sections met their recruitment goals

REGION 8	
Hungary Section	Kuwait Section
Uganda Section	Israel Section
United Arab Emirates Section	Turkiye Section
Ghana Section	France Section
Jordan Section	Ukraine Section
Kenya Section	Germany Section
Denmark Section	Romania Section
Czechoslovakia Section	Latvia Section
Western Saudi Arabia Section	

1 sections met its retention goals

REGION 8
Oman Section

Congratulations to the corresponding Sections!

Trainings for MD volunteers and Leaders of Sections and Chapters

IEEE Region 8 Volunteer Leadership Training, Skopje, North Macedonia, April 5-6, 2024



Program of the training includes

- ▶ The main trends and news of IEEE Region 8, Membership Activity, Technical Activity
- ▶ Advanced training and skills in the IEEE Tools for MD Chairs and Chapter Chairs (vTools, IEEE OU Analytics)
- ▶ Development plans for Sections and Chapters, synergy of membership development and chapters activity
- ▶ Separated tracks for MD Chairs and Chapter Chairs with interactive and brainstorming sessions

Registered approximately 60 attendees.

Other Activity

- ▶ MDC together with TAC carried out the special IEEE Membership and Volunteering session during 2023 AFRICON (Nairobi, Kenya, Sep 20-22). The MDC was presented by speaker Fayrouz Fattoum
- ▶ During the session, most questions to speakers were devoted to effective ways of attracting and retaining members



Thank you for attention!

Questions?