







Dear MD officers, Greetings! Let me begin by thanking you all once again for the sincere efforts as we have seen some excellent performance from the beginning of the year! Three sections have already met recruitment goals while six others have exceeded their retention targets – CONGRATULATIONS! Still we have to work to succeed with our 2018 goals; it is vital that all Sections immediately identify their non-renewed members and schedule an outreach. Moreover, note that we are entering the half-year dues period, which is an excellent opportunity for recruiting new members. As always, the R8 MD Committee is there to help you and may be reached anytime at ieee-r8md@ieee.org. Let us all work together, as one big team, towards exceeding these targets!

– **Andrejs Romanovs**, Membership Development Chair, Region 8 a.romanovs@ieee.org

Be sure to join the Membership Development Community in Collabratec!

<https://ieee-collabratec.ieee.org/app/community/125/Membership-Development-Volunteers>

Region Snapshot	This Month	'18 vs. '17	% Change	Annual service deactivation occurred on 24 February 2018, resulting in an expected decline in membership from last month. In R8, the decline was 26,294 members, an improvement from 26,970 last year.
Total Membership	53,319	 367	+0.7%	
Higher-Grade	39,194	 119	+0.3%	
Students	14,125	 248	+1.8%	
IEEE Worldwide	295,372	 1,049	+0.4%	

Retention	Cumulative – Through This Month				Reach out to your members in arrears. 2018 Section goals are on page 4. 6 Sections in R8 have exceeded their goal – congratulations!
	Higher Grade	Student	Total %, #	2018 Goal %, #	
Region 8	70.4% 36,323	37.1% 6,271	62.2% 42,594	70.4% 48,927	
IEEE Overall	73.8% 211,859	28.3% 25,482	62.9% 237,341	70.4% 271,552	

Recruitment	Cumulative – Through This Month				Half-Year Dues Period Begins 1 March. New members pay half price. 2018 Section goals are on page 2. 3 Sections in R8 have exceeded their goal – congratulations!
	Higher Grade	Student	Total YoY Chg	2018 Goal YoY Chg	
Region 8	1,791 +6.3%	6,918 +1.2%	8,637 +2.2%	17,680 +2.6%	
IEEE Overall	8,616 +6.6%	38,152 +2.5%	38,191 +3.6%	96,668 +2.9%	

Reinstatement	Cumulative – Through This Month			Reinstatement goals are set for each Region and not individual Sections.
	Total	2018 Goal	% to Goal	
Region 8	2,337	4,104	56.9%	
IEEE Overall	11,688	19,948	58.6%	



Membership Development Workshop in Cape Town

Dear all,

as you know, in order to facilitate collaboration and encourage exchange of IEEE Membership Development related trainings and techniques within Region 8, and following the success of previous MDW, MD Subcommittee has recently organized an MD Workshop in Cape Town (South Africa, March 23-24). This Workshop was mainly targeted at Africa IEEE Units, and addressed traditional MD topics through the prism of specific needs of the African Units. MDW was organized in close collaboration with hosting IEEE South Africa Section, led by Albert Lysko and AHCAA, led by Vincent Kaabunga.



The Workshop was very well attended with 27 participants, 16 of them representing IEEE Africa units and the post event feedback suggested an extremely positive outcome. The participants were welcomed to the venue on Friday afternoon. That first day sessions included basic introduction to R8 and Membership development, IEEE Membership benefits, role of MD Officers, with the host section presentation. Later the team was guided to an exquisite networking dinner.

The second day was filled with MD focused presentations, interactive sessions and



brainstorming sessions, delivered by MD team and Antonio Luque & Adeel Sultan, previous chairs and great supporters of MDSC. The typical MDW structure was expanded by topics, related to Action for Industry and Units Vitality. Everyone participated to the fullest and managed to learn from each other. Towards the end, a comprehensive joint action plan was generated for Africa units on the special session that was perfectly lead by Seyi Olokede MDO South Africa Section.



This MD Workshop was an amazing and a fruitful event that will enhance IEEE structures and membership in the region, MDSC express our gratitude and warmest wishes to the South Africa Section, AHCAA, R8 OpCom, Section Chairs, all MD Officers and volunteers!



Recruitment Membership Year To Date – with goals and progress to goal

Recruitment by Section: 2018 Membership Year February 2018							
Region	Section Name	2018	2017	# Change	% Change	2018 Goal	% to Goal
R8	Algeria Section	19	26	-7	-26.9%	55	34.5%
R8	Austria Section	85	109	-24	-22.0%	220	38.6%
R8	Bahrain Section	27	30	-3	-10.0%	100	27.1%
R8	Belarus Section	3	13	-10	-76.9%	17	17.6%
R8	Benelux Section	215	244	-29	-11.9%	520	41.3%
R8	Bosnia And Herzegovina Section	54	40	14	35.0%	105	51.4%
R8	Bulgaria Section 	41	8	33	412.5%	39	106.5%
R8	Croatia Section 	99	59	40	67.8%	86	115.3%
R8	Cyprus Section	48	27	21	77.8%	70	68.6%
R8	Czechoslovakia Section	55	59	-4	-6.8%	120	45.7%
R8	Denmark Section	59	45	14	31.1%	108	54.6%
R8	Egypt Section	169	157	12	7.6%	288	58.7%
R8	Estonia Section	24	45	-21	-46.7%	57	42.0%
R8	Finland Section	64	83	-19	-22.9%	149	43.0%
R8	France Section	319	355	-36	-10.1%	813	39.2%
R8	Germany Section	554	507	47	9.3%	1,180	46.9%
R8	Ghana Section	19	34	-15	-44.1%	72	26.4%
R8	Greece Section	192	306	-114	-37.3%	482	39.8%
R8	Hungary Section	41	39	2	5.1%	64	64.1%
R8	Iceland Section	9	8	1	12.5%	25	36.0%
R8	Iran Section	259	401	-142	-35.4%	925	28.0%
R8	Iraq Section	67	45	22	48.9%	138	48.7%
R8	Israel Section	105	104	1	1.0%	210	50.0%
R8	Italy Section	395	347	48	13.8%	880	44.9%
R8	Jordan Section	445	332	113	34.0%	738	60.3%
R8	Kenya Section	56	48	8	16.7%	98	57.1%
R8	Kuwait Section	20	38	-18	-47.4%	115	17.4%
R8	Latvia Section	17	23	-6	-26.1%	32	53.8%
R8	Lebanon Section	559	433	126	29.1%	675	82.8%
R8	Lithuania Section	13	11	2	18.2%	20	65.0%

(continued next page)




Membership Development Report—FEBRUARY 2018

Europe, Middle East, Africa (Region 8)

This report is issued monthly on behalf of your Region and the IEEE Member & Geographic Activities Board.



(continued)

Recruitment by Section: 2018 Membership Year February 2018							
Region	Section Name	2018	2017	# Change	% Change	2018 Goal	% to Goal
R8	Malta Section	10	11	-1	-9.1%	24	41.7%
R8	Morocco Section	71	106	-35	-33.0%	195	36.4%
R8	Nigeria Section	107	64	43	67.2%	222	48.2%
R8	Norway Section	55	38	17	44.7%	105	52.4%
R8	Oman Section	70	55	15	27.3%	180	38.9%
R8	Poland Section	105	53	52	98.1%	144	72.9%
R8	Portugal Section	106	108	-2	-1.9%	192	55.2%
R8	Qatar Section	34	29	5	17.2%	51	67.3%
R8	Reg 8-Countries Outside Sections	342	251	91	36.3%	n/a	n/a
R8	Region 8 - Apo/Fpo	8	4	4	100.0%	n/a	n/a
R8	Republic Of Macedonia Section	17	20	-3	-15.0%	35	48.6%
R8	Romania Section	60	104	-44	-42.3%	170	35.3%
R8	Russia (Northwest) Section	101	74	27	36.5%	180	56.1%
R8	Russia (Siberia) Section	26	31	-5	-16.1%	78	33.3%
R8	Russia Section	197	167	30	18.0%	285	69.1%
R8	Saudi Arabia Section	121	276	-155	-56.2%	473	25.6%
R8	Serbia And Montenegro Section	67	64	3	4.7%	84	79.9%
R8	Slovenia Section	17	15	2	13.3%	30	56.7%
R8	South Africa Section	80	60	20	33.3%	208	38.4%
R8	Spain Section	230	252	-22	-8.7%	476	48.3%
R8	Sweden Section	107	90	17	18.9%	241	44.4%
R8	Switzerland Section	145	136	9	6.6%	323	44.8%
R8	Tunisia Section	754	943	-189	-20.0%	1,300	58.0%
R8	Turkey Section	331	315	16	5.1%	1,060	31.2%
R8	Ukraine Section	51	69	-18	-26.1%	130	39.2%
R8	United Arab Emirates Section	314	205	109	53.2%	475	66.1%
R8	United Kingdom and Ireland Section	874	791	83	10.5%	1,770	49.4%
R8	Western Saudi Arabia Section	176	127	49	38.6%	225	78.2%
R8	Zambia Section 	29	16	13	81.3%	20	145.0%
Grand Total		8,637	8,450	187	2.2%	17,680	48.9%



Membership Development Report—FEBRUARY 2018

Europe, Middle East, Africa (Region 8)

This report is issued monthly on behalf of your Region and the IEEE Member & Geographic Activities Board.



Retention Membership Year To Date – with goals and progress to goal

Renewal by Section: 2017 Membership Year - February 2018											
REGION 8	HIGHER GRADE MEMBERS			STUDENT MEMBERS			TOTAL MEMBERS			2018 Goal	% to Goal
	Opportunity	# Renewal	% Renewal	Opportunity	# Renewal	% Renewal	Opportunity	# Renewal	% Renewal		
Algeria Section	88	46	52.3%	42	17	40.5%	130	63	48.5%	70.0%	69.2%
Austria Section	985	784	79.6%	262	125	47.7%	1,247	909	72.9%	79.0%	92.3%
Bahrain Section	110	62	56.4%	88	7	8.0%	198	69	34.8%	50.8%	68.5%
Belarus Section	32	17	53.1%	11	1	9.1%	43	18	41.9%	79.7%	52.5%
Benelux Section	2,654	2,067	77.9%	627	303	48.3%	3,281	2,370	72.2%	77.6%	93.1%
Bosnia And Herzegovina Sec	150	86	57.3%	124	58	46.8%	274	144	52.6%	60.9%	86.3%
Bulgaria Section	194	128	66.0%	35	19	54.3%	229	147	64.2%	76.8%	83.6%
Croatia Section	488	433	88.7%	159	115	72.3%	647	548	84.7%	86.4%	98.1%
Cyprus Section	191	143	74.9%	93	37	39.8%	284	180	63.4%	66.9%	94.8%
Czechoslovakia Section	504	383	76.0%	100	43	43.0%	604	426	70.5%	74.6%	94.5%
Denmark Section	727	549	75.5%	121	66	54.5%	848	615	72.5%	78.4%	92.5%
Egypt Section	606	398	65.7%	387	165	42.6%	993	563	56.7%	49.8%	113.9%
Estonia Section	115	76	66.1%	71	25	35.2%	186	101	54.3%	73.4%	74.0%
Finland Section	748	542	72.5%	203	116	57.1%	951	658	69.2%	82.2%	84.2%
France Section	3,181	2,085	65.5%	543	194	35.7%	3,724	2,279	61.2%	71.1%	86.1%
Germany Section	5,862	4,612	78.7%	1,637	839	51.3%	7,499	5,451	72.7%	79.0%	92.0%
Ghana Section	131	53	40.5%	15	3	20.0%	146	56	38.4%	33.3%	115.2%
Greece Section	1,005	690	68.7%	594	224	37.7%	1,599	914	57.2%	65.1%	87.8%
Hungary Section	296	242	81.8%	81	44	54.3%	377	286	75.9%	72.2%	105.1%
Iceland Section	64	51	79.7%	12	4	33.3%	76	55	72.4%	85.0%	85.1%
Iran Section	826	341	41.3%	892	242	27.1%	1,718	583	33.9%	36.9%	92.1%
Iraq Section	168	66	39.3%	61	6	9.8%	229	72	31.4%	43.5%	72.3%
Israel Section	913	639	70.0%	140	47	33.6%	1,053	686	65.1%	75.2%	86.7%
Italy Section	3,879	2,972	76.6%	781	378	48.4%	4,660	3,350	71.9%	81.0%	88.8%
Jordan Section	264	125	47.3%	727	88	12.1%	991	213	21.5%	39.7%	54.1%
Kenya Section	158	77	48.7%	53	14	26.4%	211	91	43.1%	62.6%	68.9%
Kuwait Section	152	77	50.7%	76	8	10.5%	228	85	37.3%	41.2%	90.5%
Latvia Section	97	57	58.8%	35	18	51.4%	132	75	56.8%	83.9%	67.7%
Lebanon Section	426	219	51.4%	747	221	29.6%	1,173	440	37.5%	44.1%	85.0%
Lithuania Section	80	53	66.3%	25	15	60.0%	105	68	64.8%	67.0%	96.7%

(continued next page)



Membership Development Report—FEBRUARY 2018

Europe, Middle East, Africa (Region 8)

This report is issued monthly on behalf of your Region and the IEEE Member & Geographic Activities Board.



(continued)

Renewal by Section: 2017 Membership Year - February 2018											
REGION 8	HIGHER GRADE MEMBERS			STUDENT MEMBERS			TOTAL MEMBERS			2018 Goal	%to Goal
	Opportunity	# Renewal	%Renewal	Opportunity	# Renewal	%Renewal	Opportunity	# Renewal	%Renewal		
Malta Section	107	82	76.6%	34	19	55.9%	141	101	71.6%	82.1%	87.2%
Morocco Section	177	62	35.0%	142	45	31.7%	319	107	33.5%	51.8%	64.8%
Nigeria Section	449	164	36.5%	123	13	10.6%	572	177	30.9%	30.8%	100.5%
Norway Section	801	641	80.0%	101	52	51.5%	902	693	76.8%	82.3%	93.3%
Oman Section	181	76	42.0%	139	13	9.4%	320	89	27.8%	40.6%	68.5%
Poland Section	833	655	78.6%	124	60	48.4%	957	715	74.7%	77.5%	96.4%
Portugal Section	780	593	76.0%	289	129	44.6%	1,069	722	67.5%	74.0%	91.2%
Qatar Section	198	126	63.6%	30	14	46.7%	228	140	61.4%	64.5%	95.2%
Reg 8-Countries Outside Se	615	297	48.3%	431	33	7.7%	1,046	330	31.5%	n/a	n/a
Region 8 - Apo/Fpo	49	42	85.7%	9	0	0.0%	58	42	72.4%	n/a	n/a
Republic Of Macedonia Sect	105	78	74.3%	39	20	51.3%	144	98	68.1%	63.5%	107.1%
Romania Section	777	603	77.6%	131	57	43.5%	908	660	72.7%	81.0%	89.8%
Russia (Northwest) Section	274	149	54.4%	112	24	21.4%	386	173	44.8%	66.2%	67.7%
Russia (Siberia) Section	202	146	72.3%	40	18	45.0%	242	164	67.8%	71.2%	95.2%
Russia Section	627	412	65.7%	143	54	37.8%	770	466	60.5%	70.6%	85.7%
Saudi Arabia Section	722	335	46.4%	277	34	12.3%	999	369	36.9%	45.0%	82.2%
Serbia And Montenegro Sect	548	449	81.9%	144	113	78.5%	692	562	81.2%	80.5%	100.9%
Slovenia Section	251	218	86.9%	28	18	64.3%	279	236	84.6%	87.1%	97.1%
South Africa Section	816	513	62.9%	151	44	29.1%	967	557	57.6%	70.0%	82.3%
Spain Section	2,611	2,198	84.2%	641	347	54.1%	3,252	2,545	78.3%	79.9%	97.9%
Sweden Section	1,590	1,233	77.5%	347	190	54.8%	1,937	1,423	73.5%	80.2%	91.6%
Switzerland Section	2,363	1,935	81.9%	390	202	51.8%	2,753	2,137	77.6%	85.2%	91.1%
Tunisia Section	415	120	28.9%	1,366	348	25.5%	1,781	468	26.3%	40.0%	65.7%
Turkey Section	1,055	554	52.5%	1,178	292	24.8%	2,233	846	37.9%	50.0%	75.8%
Ukraine Section	314	175	55.7%	76	26	34.2%	390	201	51.5%	69.0%	74.7%
United Arab Emirates Secti	768	397	51.7%	340	49	14.4%	1,108	446	40.3%	45.2%	89.1%
United Kingdom and Ireland	7,951	5,748	72.3%	1,597	578	36.2%	9,548	6,326	66.3%	72.9%	90.9%
Western Saudi Arabia Secti	291	131	45.0%	176	28	15.9%	467	159	34.0%	37.9%	89.9%
Zambia Section	122	91	74.6%	3	1	33.3%	125	92	73.6%	76.0%	96.9%
Grand Total	51,086	36,296	71.0%	17,343	6,263	36.1%	68,429	42,559	62.2%	70.4%	88.3%



Membership Development Report—FEBRUARY 2018

Europe, Middle East, Africa (Region 8)

This report is issued monthly on behalf of your Region and the IEEE Member & Geographic Activities Board.



Total Active Members by Section: February 2018

Region 8	HIGHER GRADE MEMBERS			STUDENT MEMBERS			TOTAL MEMBERS		
	2018	2017	% Change	2018	2017	% Change	2018	2017	% Change
Algeria Section	55	62	-11.3%	32	31	3.2%	87	93	-6.5%
Austria Section	827	825	0.2%	208	235	-11.5%	1,035	1,060	-2.4%
Bahrain Section	71	72	-1.4%	30	34	-11.8%	101	106	-4.7%
Belarus Section	18	20	-10.0%	3	12	-75.0%	21	32	-34.4%
Benelux Section	2,174	2,214	-1.8%	518	534	-3.0%	2,692	2,748	-2.0%
Bosnia And Herzegovina Section	99	90	10.0%	113	85	32.9%	212	175	21.1%
Bulgaria Section	145	99	46.5%	51	11	363.6%	196	110	78.2%
Croatia Section	455	428	6.3%	207	166	24.7%	662	594	11.4%
Cyprus Section	153	134	14.2%	90	67	34.3%	243	201	20.9%
Czechoslovakia Section	411	419	-1.9%	89	73	21.9%	500	492	1.6%
Denmark Section	578	604	-4.3%	130	115	13.0%	708	719	-1.5%
Egypt Section	438	432	1.4%	310	316	-1.9%	748	748	0.0%
Estonia Section	80	75	6.7%	46	76	-39.5%	126	151	-16.6%
Finland Section	581	603	-3.6%	168	203	-17.2%	749	806	-7.1%
France Section	2,272	2,344	-3.1%	448	464	-3.4%	2,720	2,808	-3.1%
Germany Section	4,856	4,869	-0.3%	1,357	1,403	-3.3%	6,213	6,272	-0.9%
Ghana Section	76	73	4.1%	11	21	-47.6%	87	94	-7.4%
Greece Section	708	746	-5.1%	441	550	-19.8%	1,149	1,296	-11.3%
Hungary Section	259	241	7.5%	80	73	9.6%	339	314	8.0%
Iceland Section	53	52	1.9%	12	7	71.4%	65	59	10.2%
Iran Section	386	329	17.3%	504	570	-11.6%	890	899	-1.0%
Iraq Section	99	84	17.9%	54	40	35.0%	153	124	23.4%
Israel Section	702	706	-0.6%	121	132	-8.3%	823	838	-1.8%
Italy Section	3,099	3,039	2.0%	719	640	12.3%	3,818	3,679	3.8%
Jordan Section	148	128	15.6%	536	392	36.7%	684	520	31.5%
Kenya Section	101	84	20.2%	56	49	14.3%	157	133	18.0%
Kuwait Section	98	98	0.0%	21	40	-47.5%	119	138	-13.8%
Latvia Section	60	65	-7.7%	35	36	-2.8%	95	101	-5.9%
Lebanon Section	235	243	-3.3%	786	638	23.2%	1,021	881	15.9%
Lithuania Section	54	69	-21.7%	29	28	3.6%	83	97	-14.4%

(continued next page)



Membership Development Report—FEBRUARY 2018

Europe, Middle East, Africa (Region 8)

This report is issued monthly on behalf of your Region and the IEEE Member & Geographic Activities Board.



(continued)

Total Active Members by Section: February 2018

Region 8	HIGHER GRADE MEMBERS			STUDENT MEMBERS			TOTAL MEMBERS		
	2018	2017	% Change	2018	2017	% Change	2018	2017	% Change
Malta Section	85	85	0.0%	31	33	-6.1%	116	118	-1.7%
Morocco Section	88	77	14.3%	103	120	-14.2%	191	197	-3.0%
Nigeria Section	281	215	30.7%	78	69	13.0%	359	284	26.4%
Norway Section	669	704	-5.0%	99	75	32.0%	768	779	-1.4%
Oman Section	94	98	-4.1%	71	71	0.0%	165	169	-2.4%
Poland Section	730	679	7.5%	120	88	36.4%	850	767	10.8%
Portugal Section	611	617	-1.0%	252	275	-8.4%	863	892	-3.3%
Qatar Section	135	146	-7.5%	49	32	53.1%	184	178	3.4%
Reg 8-Countries Outside Sections	449	349	28.7%	342	288	18.8%	791	637	24.2%
Region 8 - Apo/Fpo	44	45	-2.2%	6	5	20.0%	50	50	0.0%
Republic Of Macedonia Section	81	78	3.8%	39	45	-13.3%	120	123	-2.4%
Romania Section	647	641	0.9%	101	123	-17.9%	748	764	-2.1%
Russia (Northwest) Section	188	158	19.0%	96	81	18.5%	284	239	18.8%
Russia (Siberia) Section	169	133	27.1%	32	40	-20.0%	201	173	16.2%
Russia Section	536	455	17.8%	159	129	23.3%	695	584	19.0%
Saudi Arabia Section	418	410	2.0%	119	281	-57.7%	537	691	-22.3%
Serbia And Montenegro Section	473	446	6.1%	162	169	-4.1%	635	615	3.3%
Slovenia Section	223	234	-4.7%	33	28	17.9%	256	262	-2.3%
South Africa Section	556	578	-3.8%	110	82	34.1%	666	660	0.9%
Spain Section	2,269	2,261	0.4%	570	569	0.2%	2,839	2,830	0.3%
Sweden Section	1,291	1,346	-4.1%	284	284	0.0%	1,575	1,630	-3.4%
Switzerland Section	2,002	2,074	-3.5%	336	311	8.0%	2,338	2,385	-2.0%
Tunisia Section	158	132	19.7%	1,110	1,188	-6.6%	1,268	1,320	-3.9%
Turkey Section	645	631	2.2%	614	601	2.2%	1,259	1,232	2.2%
Ukraine Section	198	217	-8.8%	74	63	17.5%	272	280	-2.9%
United Arab Emirates Section	459	469	-2.1%	355	257	38.1%	814	726	12.1%
United Kingdom and Ireland Section	6,103	6,273	-2.7%	1,379	1,363	1.2%	7,482	7,636	-2.0%
Western Saudi Arabia Section	175	164	6.7%	192	165	16.4%	367	329	11.6%
Zambia Section	126	113	11.5%	4	1	300.0%	130	114	14.0%
Grand Total	39,194	39,075	0.3%	14,125	13,877	1.8%	53,319	52,952	0.7%