







Dear R8 MD Officers!

The 2018 membership year ended with strong growth (1.2% YoY), outpacing last year, when we ended the year in decline (-1.1% YoY). 22 Sections that met both their recruitment and retention goals (10 in 2017), 32 sections that met recruitment goals (25 in 2017) while 28 sections exceeded retention targets (21 in 2017). For now, our main task should be to retain our existing members and we should do every effort to ensure the same. Please study carefully the Sections goals for 2018 and develop the transparent MD plan to reach them. As always, the R8-MD Committee is there to help you and may be reached anytime at ieee-r8md@ieee.org

Andrejs Romanovs, Membership Development Chair, Region 8, a.romanovs@ieee.org

Be sure to join the Membership Development Community in Collabratec!

<https://ieee-collabratec.ieee.org/app/community/125/Membership-Development-Volunteers>

Region Snapshot	This Month	'18 vs. '17	% Change	Congratulations to the 22 Sections in Region 8 that met both their retention and recruitment goals for 2018! More detail on the following pages.
Total Membership	71,380	 937	+1.3%	
Higher-Grade	53,265	 504	+1.0%	
Students	18,115	 433	+2.4%	
IEEE Worldwide	395,128	 4,452	+1.1%	

Retention	Cumulative – Through This Month				**2019 retention reporting begins in November.** 28 Sections in Region 8 met their 2018 retention goal.
	Higher Grade	Student	Total %	2018 Goal %	
Region 8	77.6%	45.6%	69.4%	70.4%	
	39,474	8,015	47,489	48,211	
IEEE Overall	80.4%	37.4%	69.8%	70.4%	
	228,575	34,581	263,156	271,552	

Recruitment	Cumulative – Through This Month				32 Sections in Region 8 met their 2018 recruitment goal. 2019 Section goals are on page 3.
	Higher Grade	Student	Total YoY Chg	2019 Goal YoY Chg	
Region 8	271	982	1,253	17,549	
	-9.4%	+12.2%	+6.7%	+2.5%	
IEEE Overall	1,585	7,702	9,287	99,910	
	+6.6%	+2.5%	+3.2%	+2.2%	

Reinstatement	Cumulative – Through This Month			Reinstatement goals are set for each Region and not individual Sections.
	Total	2019 Goal	% to Goal	
Region 8	611	4,335	14.1%	
IEEE Overall	3,769	21,100	17.9%	

For more membership development resources, please visit the MD resources page. Here you will find a list of the most valuable resources to help you in your volunteer efforts along with your membership planning. Visit www.ieee.org/md.



Membership Development Goals

Congratulations to the 22 Sections that achieved their recruitment and retention goals, earning a gold medal of recognition!

Section officers will be receiving an e-mail in the coming weeks to select their IEEE-branded gift along with their certificate.

2019 membership year goals are also in development and will be shared over the next month.

- R8** Nigeria Section
- Egypt Section
- Hungary Section
- Zambia Section
- United Arab Emirates Section
- Western Saudi Arabia Section
- Russia (Siberia) Section
- Serbia And Montenegro Section
- Qatar Section
- Poland Section
- Czechoslovakia Section
- Cyprus Section
- Bosnia And Herzegovina Section
- Spain Section
- United Kingdom and Ireland
- Denmark Section
- Benelux Section
- Norway Section
- Portugal Section
- Slovenia Section
- South Africa Section
- Germany Section

Congratulations to these 11 Sections for achieving their 2018 recruitment goal, earning a silver medal of recognition!

Recognition certificates will be mailed to Section officers over the next month.

- R8** Kenya Section
- Croatia Section
- Nigeria Section
- Russia (Northwest) Section
- Bulgaria Section
- Russia Section
- Oman Section
- Italy Section
- Lebanon Section
- Israel Section
- Jordan Section

Congratulations to these 6 Sections for achieving their 2018 retention goal, earning a silver medal of recognition!

Recognition certificates will be mailed to Section officers over the next month.

- R8** Ghana Section
- Republic Of Macedonia Section
- Iran Section
- Kuwait Section
- Lithuania Section
- Sweden Section



Membership Development Report—SEPTEMBER 2018

Europe, Middle East, Africa (Region 8)

This report is issued monthly on behalf of your Region and the IEEE Member & Geographic Activities Board.



Recruitment Membership Year To Date – with goals and progress to goal

Recruitment by Section: 2019 Membership Year Sep 2018							
Region	Section Name	2018	2017	# Change	% Change	2019 Goal	% to Goal
R8	Algeria Section	0	1	-1	-100.0%	43	0.0%
R8	Austria Section	17	16	1	6.3%	198	8.6%
R8	Bahrain Section	2	2	0	0.0%	84	2.4%
R8	Belarus Section	0	1	-1	-100.0%	8	0.0%
R8	Benelux Section	59	41	18	43.9%	558	10.6%
R8	Bosnia And Herzegovina Section	5	7	-2	-28.6%	123	4.1%
R8	Bulgaria Section	1	0	1	#DIV/0!	55	1.8%
R8	Croatia Section	7	11	-4	-36.4%	135	5.2%
R8	Cyprus Section	16	2	14	700.0%	113	14.1%
R8	Czechoslovakia Section	11	12	-1	-8.3%	129	8.5%
R8	Denmark Section	26	7	19	271.4%	138	18.8%
R8	Egypt Section	13	17	-4	-23.5%	312	4.2%
R8	Estonia Section	3	3	0	0.0%	41	7.3%
R8	Finland Section	7	11	-4	-36.4%	148	4.7%
R8	France Section	82	56	26	46.4%	773	10.6%
R8	Germany Section	115	89	26	29.2%	1,316	8.7%
R8	Ghana Section	4	8	-4	-50.0%	66	6.1%
R8	Greece Section	26	31	-5	-16.1%	401	6.5%
R8	Hungary Section	1	2	-1	-50.0%	71	1.4%
R8	Iceland Section	0	1	-1	-100.0%	19	0.0%
R8	Iran Section	13	33	-20	-60.6%	555	2.3%
R8	Iraq Section	7	1	6	600.0%	122	5.7%
R8	Israel Section	15	10	5	50.0%	229	6.6%
R8	Italy Section	72	60	12	20.0%	1,012	7.1%
R8	Jordan Section	17	40	-23	-57.5%	792	2.1%
R8	Kenya Section	14	16	-2	-12.5%	209	6.7%
R8	Kuwait Section	10	3	7	233.3%	88	11.4%
R8	Latvia Section	0	7	-7	-100.0%	20	0.0%
R8	Lebanon Section	39	22	17	77.3%	716	5.4%
R8	Lithuania Section	1	7	-6	-85.7%	18	5.6%

(continued next page)



Membership Development Report—SEPTEMBER 2018

Europe, Middle East, Africa (Region 8)

This report is issued monthly on behalf of your Region and the IEEE Member & Geographic Activities Board.



(continued)

Recruitment by Section: 2019 Membership Year Sep 2018							
Region	Section Name	2018	2017	# Change	% Change	2019 Goal	% to Goal
R8	Malta Section	0	1	-1	-100.0%	21	0.0%
R8	Morocco Section	9	11	-2	-18.2%	118	7.6%
R8	Nigeria Section	24	23	1	4.3%	358	6.7%
R8	Norway Section	18	11	7	63.6%	131	13.7%
R8	Oman Section	2	2	0	0.0%	239	0.8%
R8	Poland Section	6	14	-8	-57.1%	246	2.4%
R8	Portugal Section	24	19	5	26.3%	248	9.7%
R8	Qatar Section	5	1	4	400.0%	71	7.0%
R8	Reg 8-Countries Outside Sections	58	77	-19	-24.7%	n/a	n/a
R8	Region 8 - Apo/Fpo	3	2	1	50.0%	n/a	n/a
R8	Republic Of Macedonia Section	0	0	0		21	0.0%
R8	Romania Section	11	6	5	83.3%	120	9.2%
R8	Russia (Northwest) Section	8	23	-15	-65.2%	269	3.0%
R8	Russia (Siberia) Section	2	4	-2	-50.0%	91	2.2%
R8	Russia Section	19	21	-2	-9.5%	404	4.7%
R8	Saudi Arabia Section	41	23	18	78.3%	300	13.7%
R8	Serbia And Montenegro Section	3	3	0	0.0%	110	2.7%
R8	Slovenia Section	1	2	-1	-50.0%	32	3.2%
R8	South Africa Section	11	17	-6	-35.3%	240	4.6%
R8	Spain Section	35	37	-2	-5.4%	501	7.0%
R8	Sweden Section	31	21	10	47.6%	231	13.4%
R8	Switzerland Section	36	27	9	33.3%	283	12.7%
R8	Tunisia Section	31	67	-36	-53.7%	1,113	2.8%
R8	Turkey Section	36	39	-3	-7.7%	1,001	3.6%
R8	Ukraine Section	4	2	2	100.0%	75	5.3%
R8	United Arab Emirates Section	25	17	8	47.1%	627	4.0%
R8	United Kingdom and Ireland Section	154	158	-4	-2.5%	1,890	8.1%
R8	Western Saudi Arabia Section	73	28	45	160.7%	264	27.7%
R8	Zambia Section	0	1	-1	-100.0%	54	0.0%
Grand Total		1,253	1,174	79	6.7%	17,549	7.1%



Membership Development Report—SEPTEMBER 2018

Europe, Middle East, Africa (Region 8)

This report is issued monthly on behalf of your Region and the IEEE Member & Geographic Activities Board.



Total Active Members by Section: Sep 2018

Region 8	HIGHER GRADE MEMBERS			STUDENT MEMBERS			TOTAL MEMBERS		
	2018	2017	% Change	2018	2017	% Change	2018	2017	% Change
Algeria Section	87	93	-6.5%	35	41	-14.6%	122	134	-9.0%
Austria Section	996	1,017	-2.1%	260	259	0.4%	1,256	1,276	-1.6%
Bahrain Section	97	113	-14.2%	77	89	-13.5%	174	202	-13.9%
Belarus Section	21	33	-36.4%	4	11	-63.6%	25	44	-43.2%
Benelux Section	2,719	2,724	-0.2%	676	636	6.3%	3,395	3,360	1.0%
Bosnia And Herzegovina Section	176	164	7.3%	138	118	16.9%	314	282	11.3%
Bulgaria Section	195	200	-2.5%	38	30	26.7%	233	230	1.3%
Croatia Section	537	506	6.1%	171	155	10.3%	708	661	7.1%
Cyprus Section	213	204	4.4%	135	84	60.7%	348	288	20.8%
Czechoslovakia Section	527	518	1.7%	126	106	18.9%	653	624	4.6%
Denmark Section	748	733	2.0%	160	133	20.3%	908	866	4.8%
Egypt Section	653	657	-0.6%	375	365	2.7%	1,028	1,022	0.6%
Estonia Section	111	119	-6.7%	48	70	-31.4%	159	189	-15.9%
Finland Section	772	776	-0.5%	177	196	-9.7%	949	972	-2.4%
France Section	3,220	3,246	-0.8%	596	575	3.7%	3,816	3,821	-0.1%
Germany Section	6,102	6,049	0.9%	1,704	1,623	5.0%	7,806	7,672	1.7%
Ghana Section	133	143	-7.0%	33	14	135.7%	166	157	5.7%
Greece Section	1,011	1,053	-4.0%	558	602	-7.3%	1,569	1,655	-5.2%
Hungary Section	322	301	7.0%	78	80	-2.5%	400	381	5.0%
Iceland Section	69	67	3.0%	11	11	0.0%	80	78	2.6%
Iran Section	750	908	-17.4%	622	866	-28.2%	1,372	1,774	-22.7%
Iraq Section	155	171	-9.4%	80	59	35.6%	235	230	2.2%
Israel Section	931	928	0.3%	146	141	3.5%	1,077	1,069	0.7%
Italy Section	4,079	3,967	2.8%	944	785	20.3%	5,023	4,752	5.7%
Jordan Section	333	273	22.0%	805	761	5.8%	1,138	1,034	10.1%
Kenya Section	225	165	36.4%	131	63	107.9%	356	228	56.1%
Kuwait Section	160	157	1.9%	65	77	-15.6%	225	234	-3.8%
Latvia Section	90	96	-6.3%	26	42	-38.1%	116	138	-15.9%
Lebanon Section	506	459	10.2%	777	744	4.4%	1,283	1,203	6.7%
Lithuania Section	69	84	-17.9%	25	31	-19.4%	94	115	-18.3%

(continued next page)



Membership Development Report—SEPTEMBER 2018

Europe, Middle East, Africa (Region 8)

This report is issued monthly on behalf of your Region and the IEEE Member & Geographic Activities Board.



(continued)

Total Active Members by Section: Sep 2018

Region 8	HIGHER GRADE MEMBERS			STUDENT MEMBERS			TOTAL MEMBERS		
	2018	2017	% Change	2018	2017	% Change	2018	2017	% Change
Malta Section	109	112	-2.7%	25	32	-21.9%	134	144	-6.9%
Morocco Section	167	189	-11.6%	116	142	-18.3%	283	331	-14.5%
Nigeria Section	575	473	21.6%	196	143	37.1%	771	616	25.2%
Norway Section	827	809	2.2%	125	110	13.6%	952	919	3.6%
Oman Section	187	182	2.7%	176	140	25.7%	363	322	12.7%
Poland Section	895	857	4.4%	197	124	58.9%	1,092	981	11.3%
Portugal Section	809	792	2.1%	329	308	6.8%	1,138	1,100	3.5%
Qatar Section	192	205	-6.3%	52	26	100.0%	244	231	5.6%
Reg 8-Countries Outside Sections	855	689	24.1%	453	565	-19.8%	1,308	1,254	4.3%
Region 8 - Apo/Fpo	61	48	27.1%	8	10	-20.0%	69	58	19.0%
Republic Of Macedonia Section	102	106	-3.8%	30	38	-21.1%	132	144	-8.3%
Romania Section	793	795	-0.3%	107	123	-13.0%	900	918	-2.0%
Russia (Northwest) Section	374	295	26.8%	148	116	27.6%	522	411	27.0%
Russia (Siberia) Section	247	209	18.2%	49	40	22.5%	296	249	18.9%
Russia Section	809	658	22.9%	185	140	32.1%	994	798	24.6%
Saudi Arabia Section	653	752	-13.2%	218	285	-23.5%	871	1,037	-16.0%
Serbia And Montenegro Section	604	591	2.2%	121	106	14.2%	725	697	4.0%
Slovenia Section	248	254	-2.4%	32	28	14.3%	280	282	-0.7%
South Africa Section	849	843	0.7%	151	163	-7.4%	1,000	1,006	-0.6%
Spain Section	2,680	2,677	0.1%	646	628	2.9%	3,326	3,305	0.6%
Sweden Section	1,571	1,632	-3.7%	363	341	6.5%	1,934	1,973	-2.0%
Switzerland Section	2,385	2,406	-0.9%	386	400	-3.5%	2,771	2,806	-1.2%
Tunisia Section	446	473	-5.7%	1,311	1,400	-6.4%	1,757	1,873	-6.2%
Turkey Section	1,090	1,120	-2.7%	1,171	1,179	-0.7%	2,261	2,299	-1.7%
Ukraine Section	268	325	-17.5%	58	72	-19.4%	326	397	-17.9%
United Arab Emirates Section	842	784	7.4%	456	350	30.3%	1,298	1,134	14.5%
United Kingdom and Ireland Section	8,151	8,133	0.2%	1,700	1,702	-0.1%	9,851	9,835	0.2%
Western Saudi Arabia Section	315	305	3.3%	267	201	32.8%	582	506	15.0%
Zambia Section	154	123	25.2%	18	3	500.0%	172	126	36.5%
Grand Total	53,265	52,761	1.0%	18,115	17,682	2.4%	71,380	70,443	1.3%